

# The Oxford Police Dept.

2020 YEAR END REPORT



# Table of Contents

Message from the Chief.....	3
Command Staff.....	4
By the Numbers.....	5
Call Type Information.....	6
Noise/Party Complaints.....	8
Case Reports Issued.....	10
Significant Offenses occurring Year 2020.....	11
Larceny-Theft statistics.....	12
Burglary Crimes by Month.....	13
Alcohol Violations.....	14
Drug Violations.....	15
Traffic Related Information.....	17
Five Year Trends.....	20
Assault Information.....	21
Community Service.....	22



# Message

## From the Chief

I am pleased to present the Oxford Police Department's 2020 Annual Report. This report highlights our department's efforts to engage and support the community and summarizes our overall commitment to making Oxford one of the safest cities in the nation.

In 2020, Oxford continued to experience a reduction in overall crime. The department evaluates and analyzes crime trends on a daily basis to provide the highest levels of service.

I was honored to be named your Chief of Police in 2019. While we experienced difficult challenges last year, I am dedicated to approaching each day as an opportunity for improvement. We are here to serve the community and maintain a department that serves to protect and respect everyone we encounter.

OPD held numerous community events throughout the year that focused on listening to your concerns, educating citizens on crime prevention, and providing our youth and others with important tools needed to be successful in school and in life.

This report includes more details about initiatives and updates on other programs that are important to the department and the community, but it is only a small part of the story. To see more of what OPD is doing, visit our Facebook, Twitter, or Instagram pages.

It has been an honor to work with the dedicated and professional staff within the Oxford Police Department and serve you each day.

*Jeff McClutchen*

Chief of Police





# Oxford Police Department Command Staff



**Chief Jeff McCutchen**

The Oxford Police Department employs 80 certified officers, 8 certified communications officers, and 5 civilian staff members.



**Deputy Chief  
Sheridan Maiden**

Daily Operations



**Captain  
Alan Ivy**

Community Relations



**Captain  
Donovan Lyons**

Patrol



**Captain  
Rusty Rasberry**

Criminal Investigations



# By the Numbers:


**3,737**

Business Checks



**6,845.5**

Total Department Training Hours



**143**

Mental Health Calls



**1,431**

Follow-Ups



**635**

Foot Patrols



**8,644**

Extra Patrols



**269**

Felony Arrests



## Calls by Type of Origination

During the Year 2020, the department received 50,606 total calls. The department categorized each call based on the nature in which the call originated (commonly referred to as Received Via):

- E911 Dispatch
- Phone
- Radio
- Walk In

E911 Dispatch refers to calls received through an incoming call-transfer from Lafayette County 911. Phone refers to calls received through the non-emergency phone numbers for OPD. Radio refers to calls received from Officers as they observe events in the field. Walk In refers to calls received from citizens coming into the OPD facilities to speak with Officers regarding a yet-to-be-reported event.

During the Year 2020, the breakdown of calls per how each was received, is as follows:

E911 Dispatch	2707
Phone	19228
Radio	27972
Walk In	699

During the Year 2020, the department managed 27,972 calls which were Officer Initiated (meaning the call was received via Radio from an Officer in the field), or 55.27% of the total number of calls received by the department for the Year 2020.

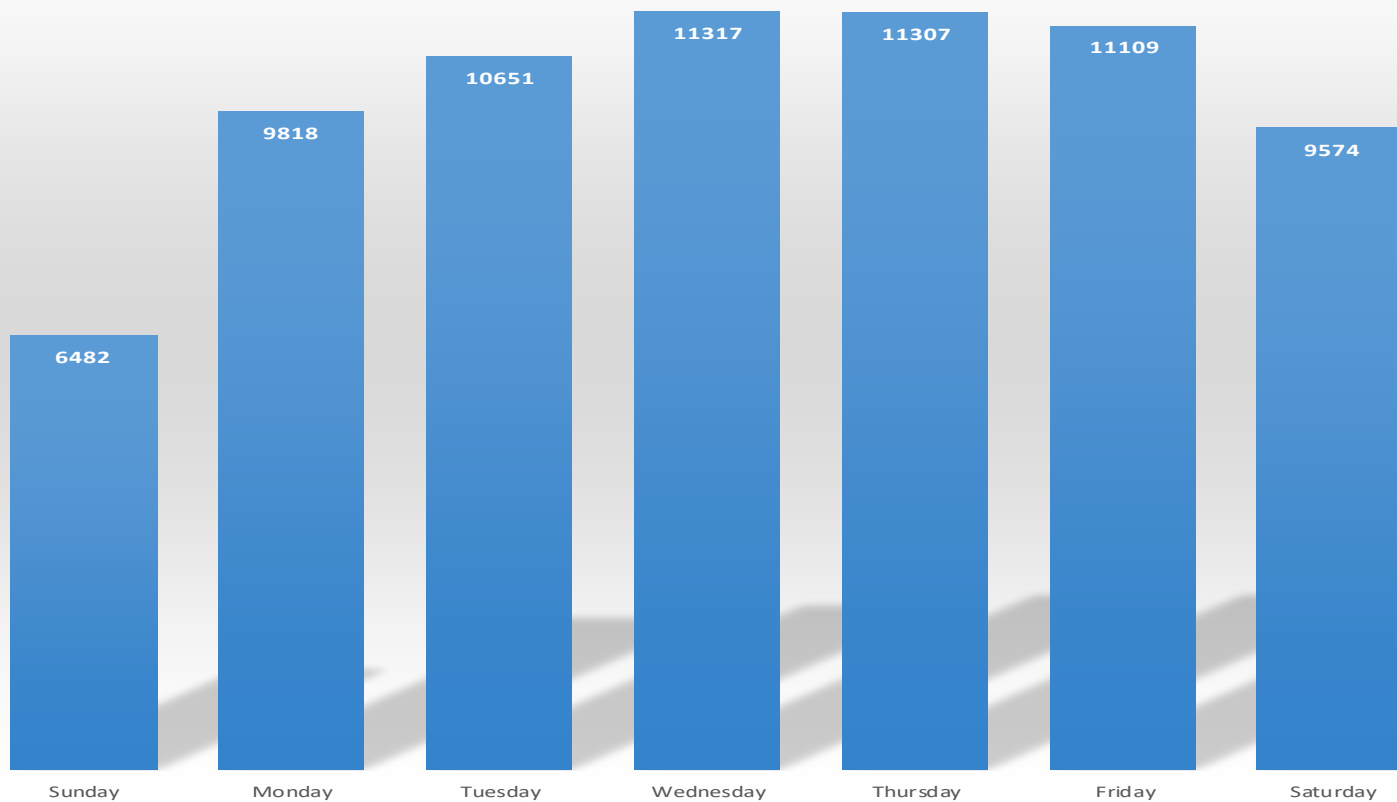
The following data represents call volume by origination type from Year 2016 through Year 2020:

Received Via	Year 2016	Year 2017	Year 2018	Year 2019	Year 2020	Grand Total
E911 Dispatch	2954	2847	2982	3517	2707	15007
Phone	16866	15768	14125	15404	19228	81391
Radio	36774	31609	27926	30803	27972	155084
Walk In	1114	927	1071	975	699	4786
Grand Total	57708	51151	46104	50699	50606	256268

# Days with Highest Call Volume

The following chart illustrated a breakdown of call volume by day of the week during Year 2020. As you can see, Sunday remains the lowest call day. While, the middle of the week has overtaken the weekend days for calls.

Calls by the Day of the Week  
2020



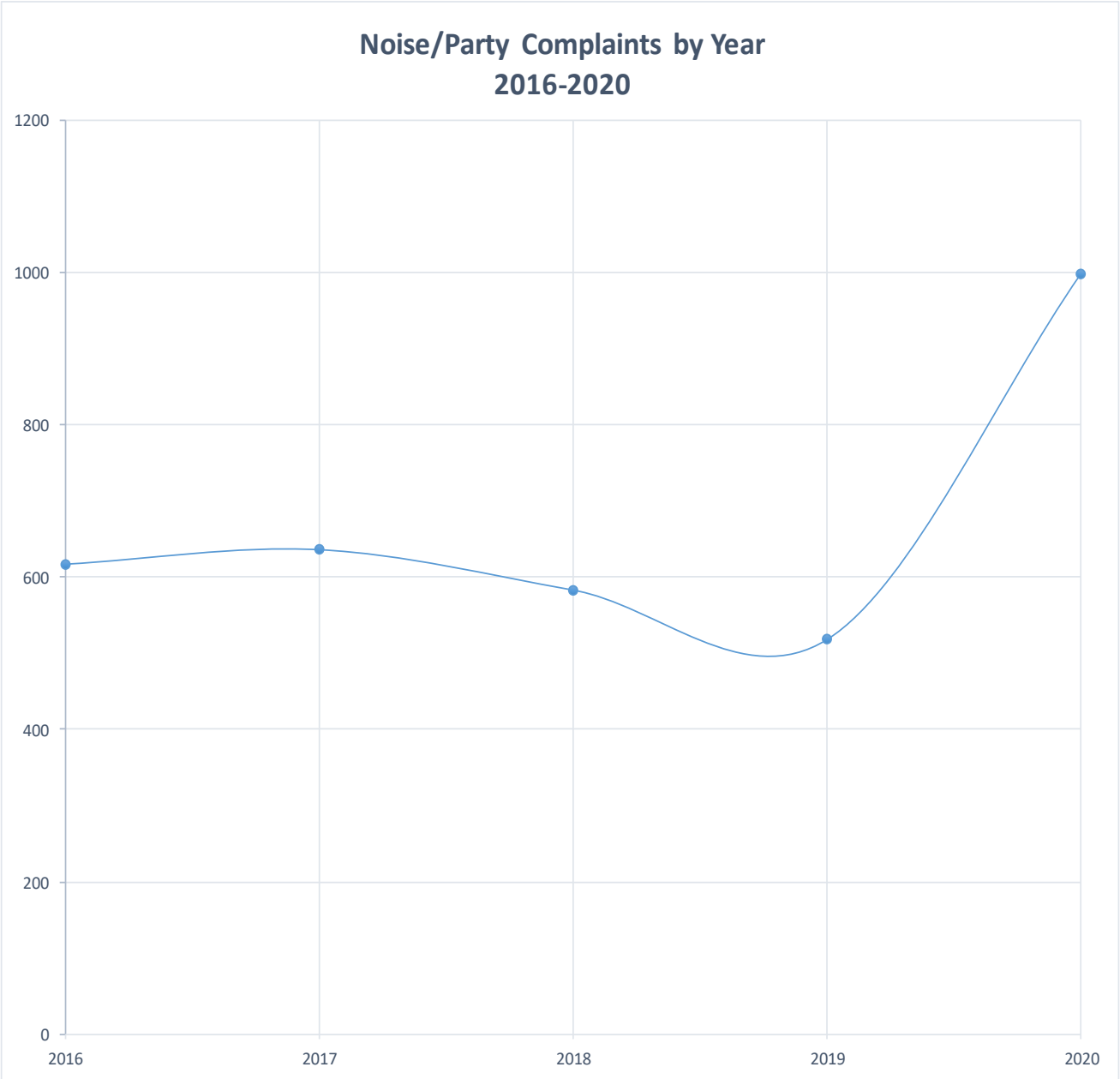
Lieutenant Joshua Shipp  
2020 Officer of the Year





# Noise/Party Complaints by Year

The department receives several hundred calls per year regarding loud party/music noise complaints. The occurrence of these complaints has decreased during four of the last five years. Despite the 2020 pandemic, we received the highest number of complaints this year.



Officer Taylor Alexander cutting the ribbon for the new 76 Gas Station



# Case Reports Issued


Certain types of calls to the department result in the issuance of a case report. The department issues more than 10,000 new case reports each year.

The table below represents a count of case reports issued by the department during the years 2016 – 2020, grouped by month.

Month Name	Year 2016	Year 2017	Year 2018	Year 2019	Year 2020
January	980	1049	1082	1234	1585
February	980	1187	1163	1156	1471
March	1060	1176	1230	1121	1069
April	1220	1344	1368	1506	785
May	1102	1126	1209	1323	1332
June	1087	1079	1082	1152	1205
July	1045	1073	1032	1196	1285
August	1306	1344	1249	1418	1505
September	1207	1397	1438	1440	1451
October	1419	1458	1462	1445	1299
November	1207	1247	1284	1317	1163
December	983	984	1083	1140	561
Yearly Total	13602	14464	14682	15448	14711

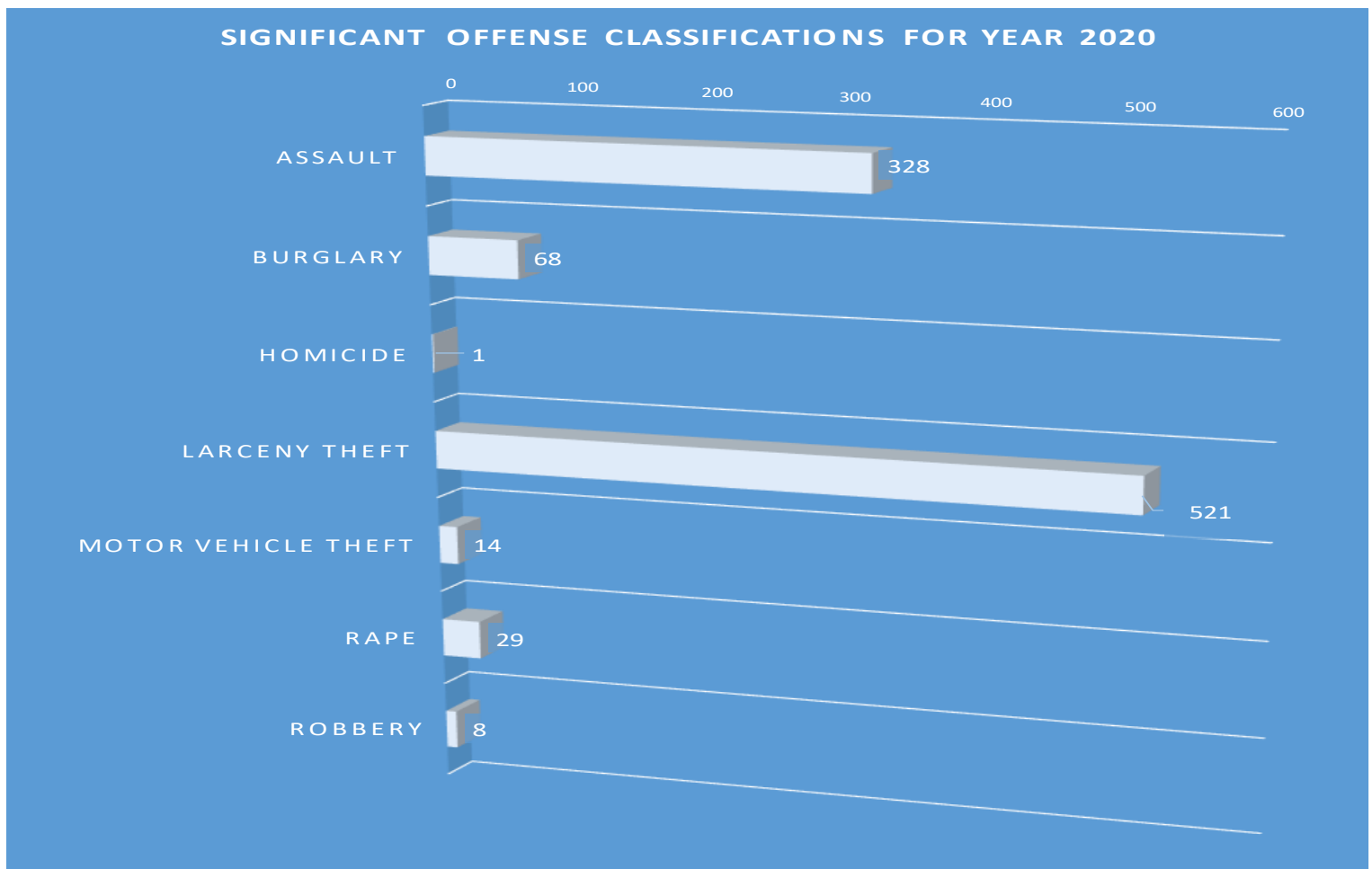


Sara Scalzo, Communications Unit



# Significant Offenses occurring Year 2020

The following chart depicts the occurrence of significant incidents, grouped by offense classification, for the Year 2020. The chart reflects crime categories typically of interest for FBI crime data programs and statistics.



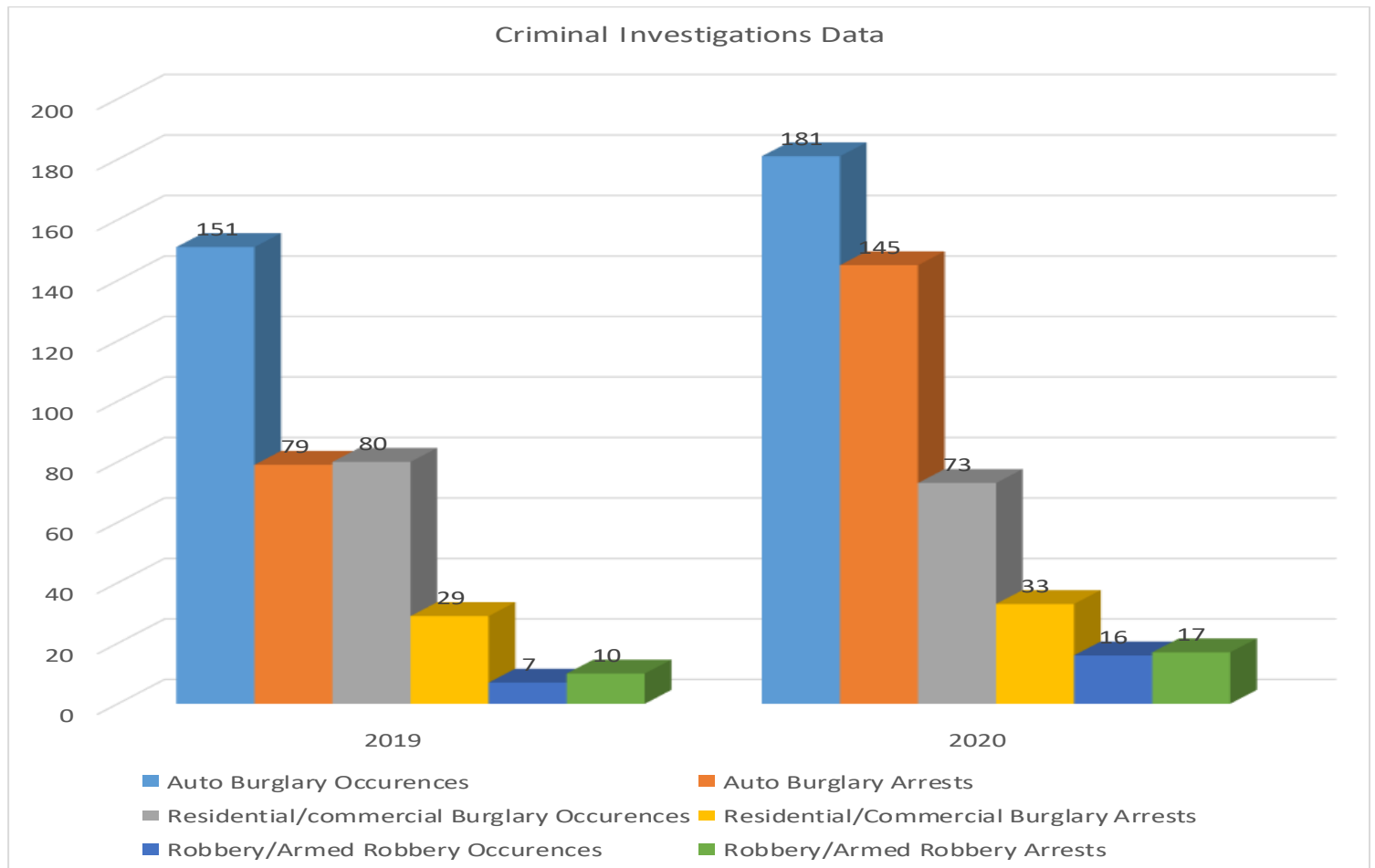
Sergeant Shane Fortner (Left) and Captain Rusty Raspberry (Right) work relentlessly as part of the Criminal Investigations Unit.





# Criminal Investigations Data

Here is a comparison of 2019 and 2020 burglary and robbery cases for Criminal Investigations. In 2019, the arrest rate was 52% for auto burglaries and 36% for residential/commercial. In 2020, Criminal Investigations has increased arrest rates to 80% for auto burglary and 45% for residential/commercial burglary. The Criminal Investigations Unit has a 62% closure rate for their case load in 2020.



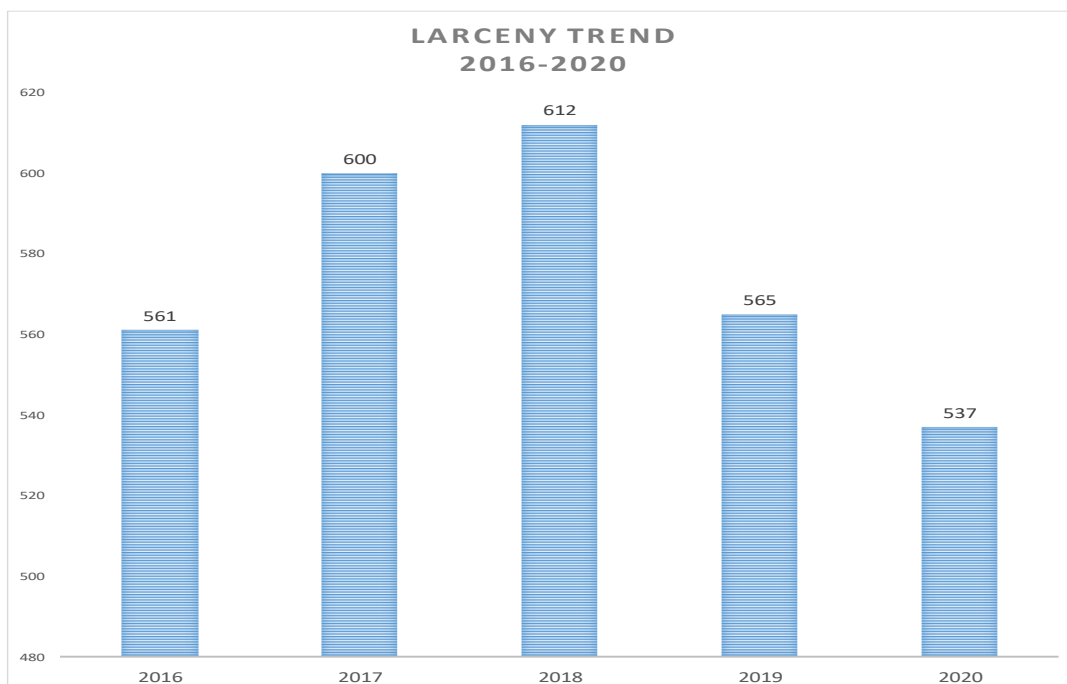
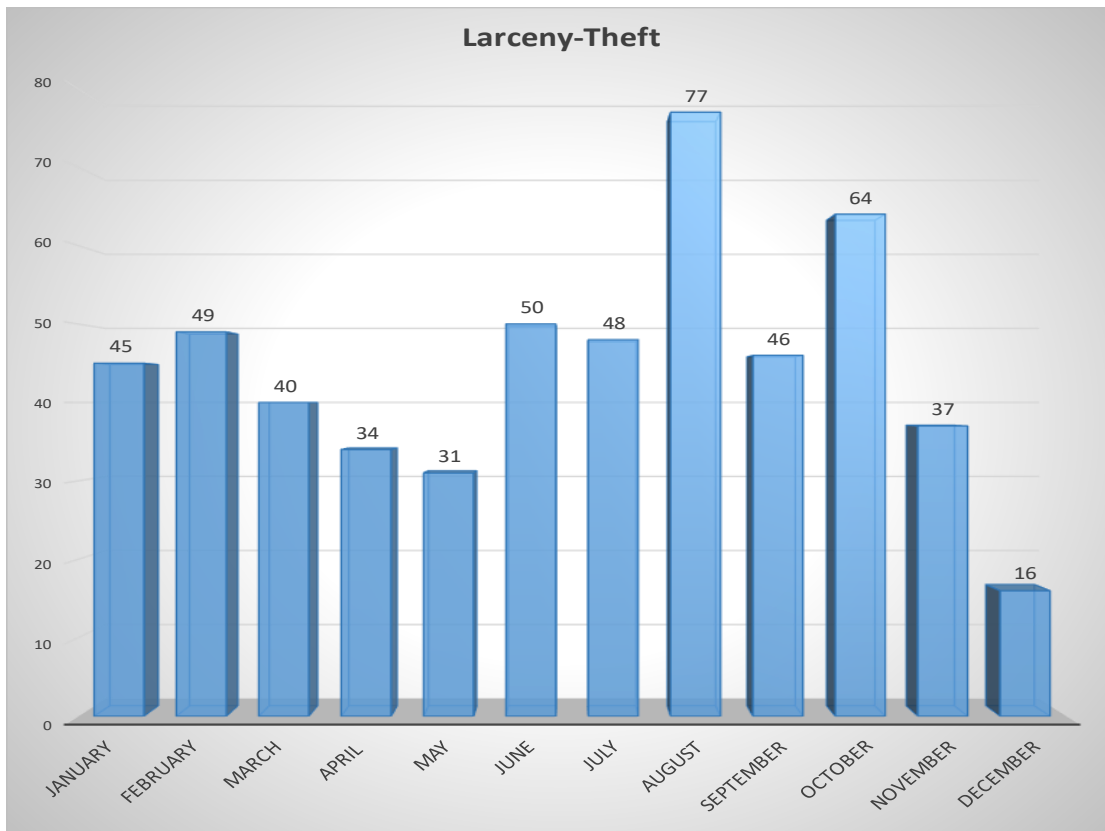
Oxford School District Superintendent Brian Harvey (Left) and School Resource Officer Lee Williams.



# Larceny-Theft Monthly Comparison for 2020

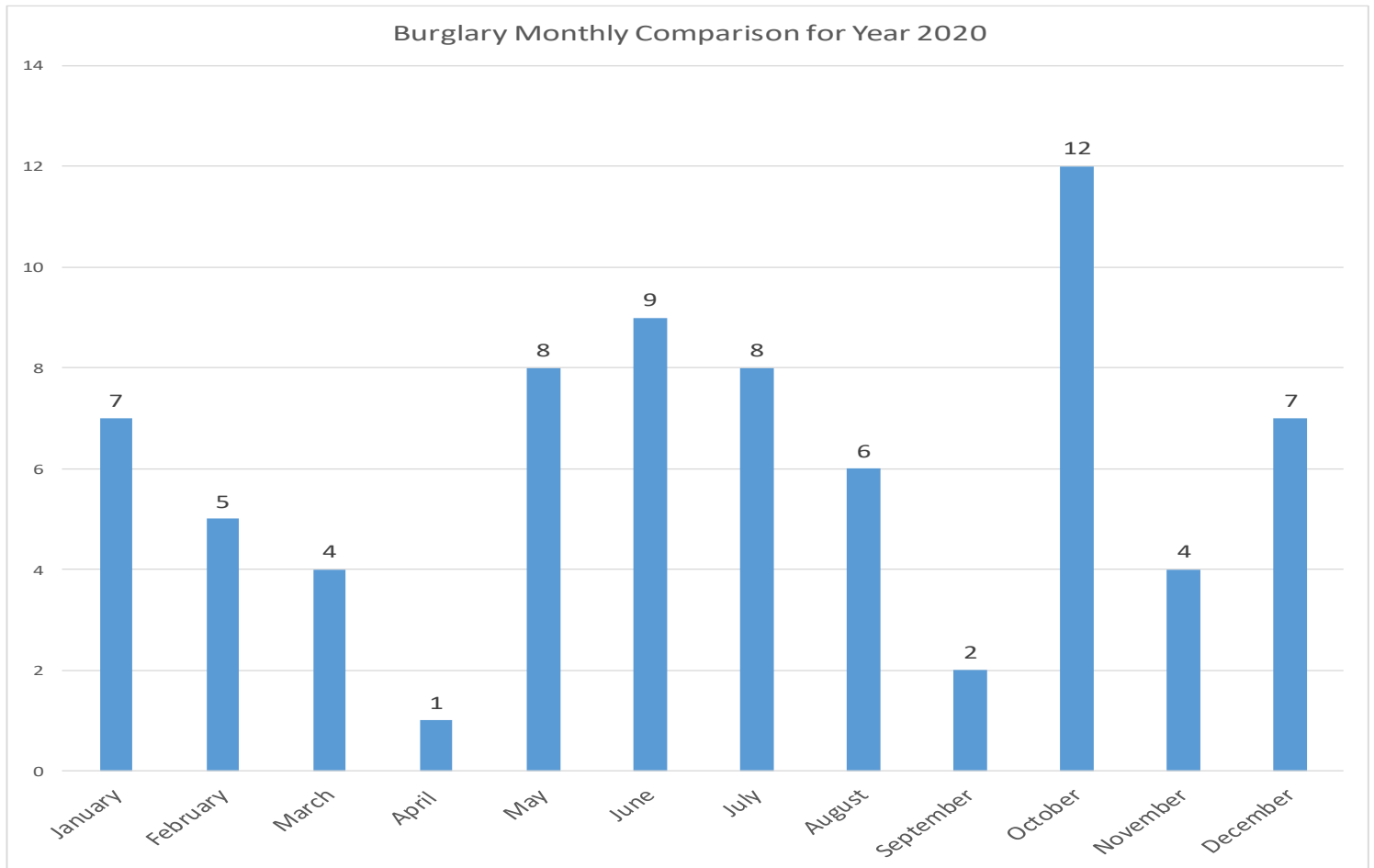
Larceny-theft is characterized as the unlawful taking, carrying, or riding away with property or possessions that belong to another. Larceny is classified as a crime against property. These crimes are committed without the use of force. Robbery and burglary also fall into the category of crimes against property, but with some notable differences. Robbery is charged when the use of force, threat, or intimidation are present. While burglary requires the person to enter a building without consent.

Below is a representation of the monthly breakdown in 2020 of larceny-thefts committed in the city's jurisdiction as well as a five year comparison.



# Burglary Crimes Monthly Comparison for Year 2020

The department analyzes crime data regarding burglaries to assist in efforts to determine patterns that might prove beneficial to solving burglary crimes. The following chart illustrates by month the occurrence of burglary offenses during the Year 2020. The holiday shopping season experiences the highest number of burglary offenses.



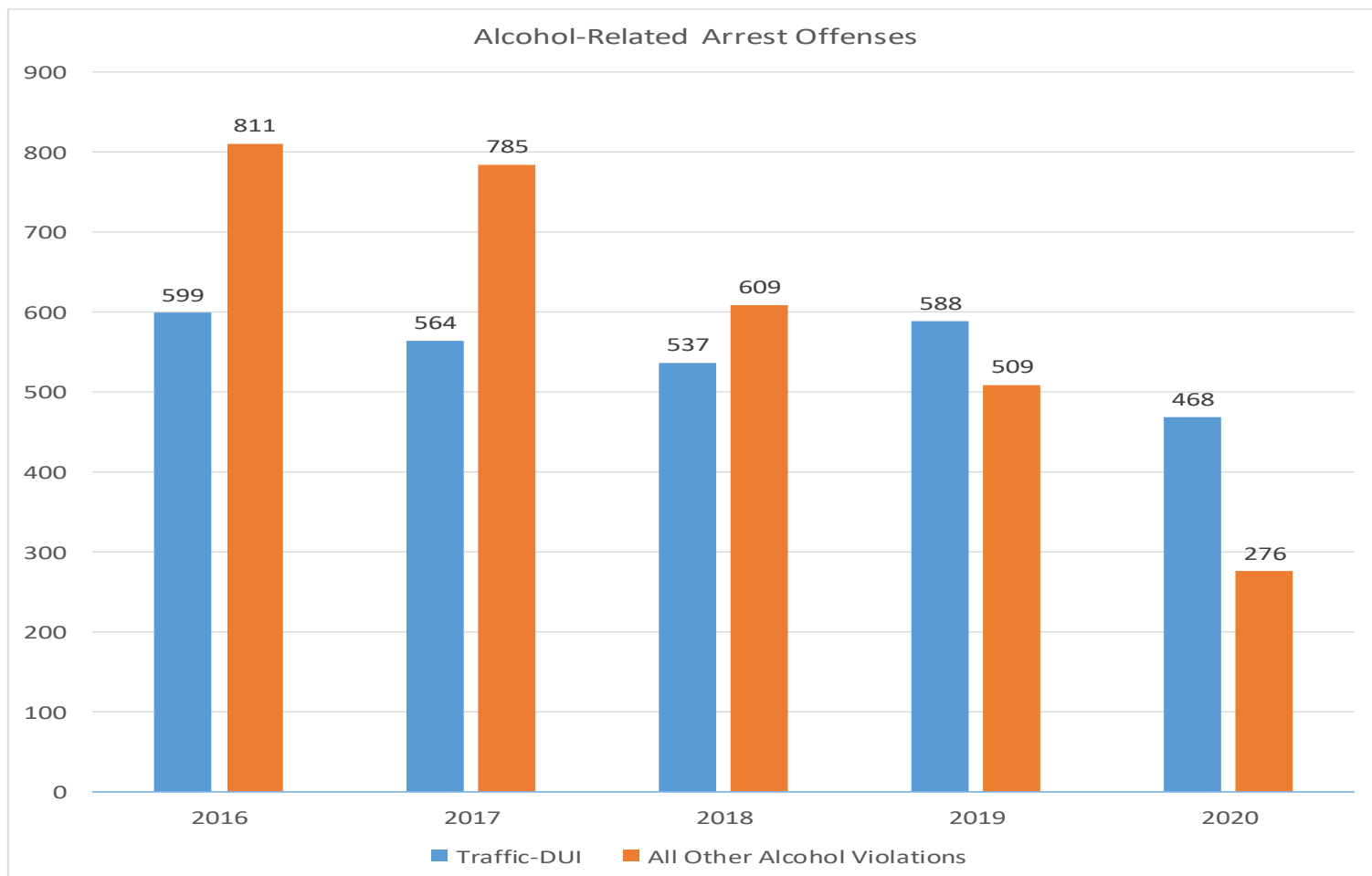
Members of the OPD S.W.A.T. Unit take time out to help train the University of Mississippi Women's Basketball Team.





# Alcohol Violations

The following chart provides summary counts of alcohol related arrest charges from the Year 2016 through the Year 2020. The arrest offenses have been categorized as either Traffic-DUI or other miscellaneous alcohol violations (such as Public Drunk, Minor in Possession, or Sales to Minor, etc.)

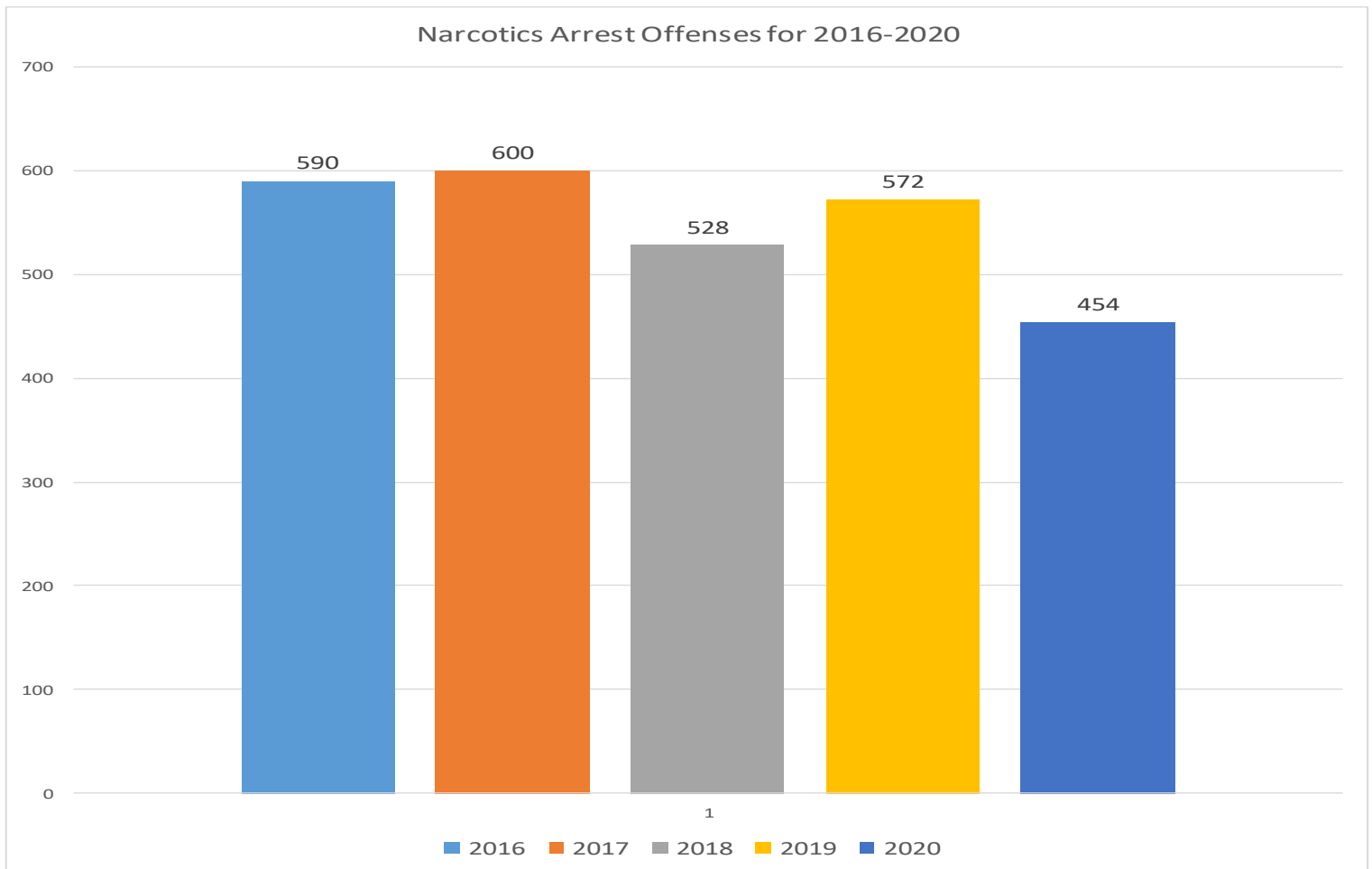


Officer Brandon Byrd conducting a standard field sobriety test.



# Drug Violations

The department categorizes all drug related arrest charges under Narcotics. The numbers shown below reflect the counts of drug related offenses charged against defendants arrested by OPD. These numbers do not include arrest charges brought forth by the Metro Narcotics Unit.

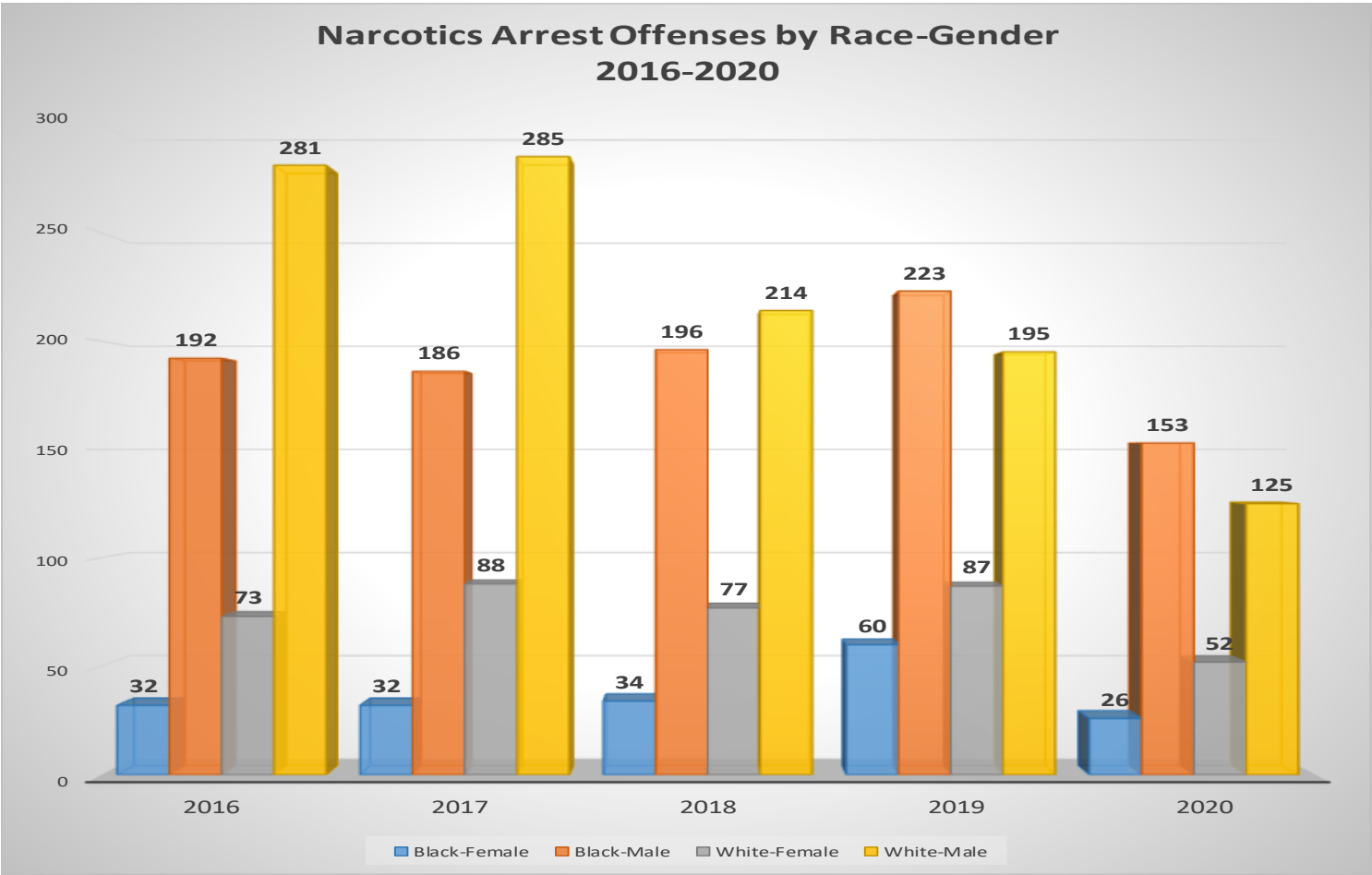


Oxford Police Chief, Jeff McCutchen (Low Right) recording a podcast with Breck Jones, Public Information officer (Upper Right), and Hunter Owen. “Off the Beat” is produced monthly.



# Drug Arrest Demographics

Much of drug related arrest charges were brought forth against defendants that were either White or Black; the number of charges against Asian, American Indian, or Pacific Islanders were very small. The following chart displays the number of drug related arrest charges, grouped by Gender and Race, where the defendant was either White or Black.



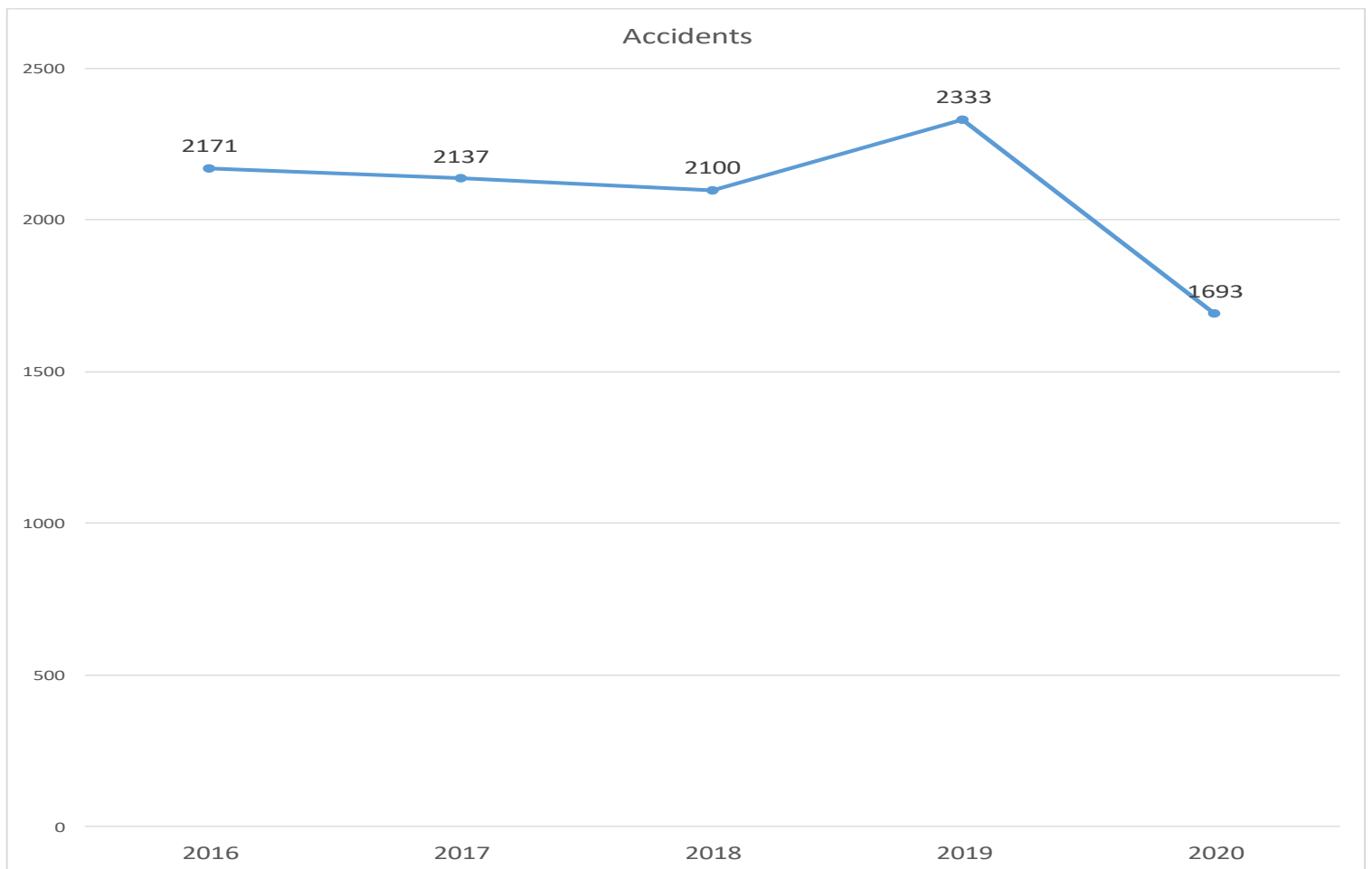
Trauma kits donated for our Canine (K-9) Unit. The K-9 Unit is responsible for the department’s highest number of drug seizures.





# Traffic Accidents

The chart below shows the number of accidents reported from 2016 through 2020 within the city.

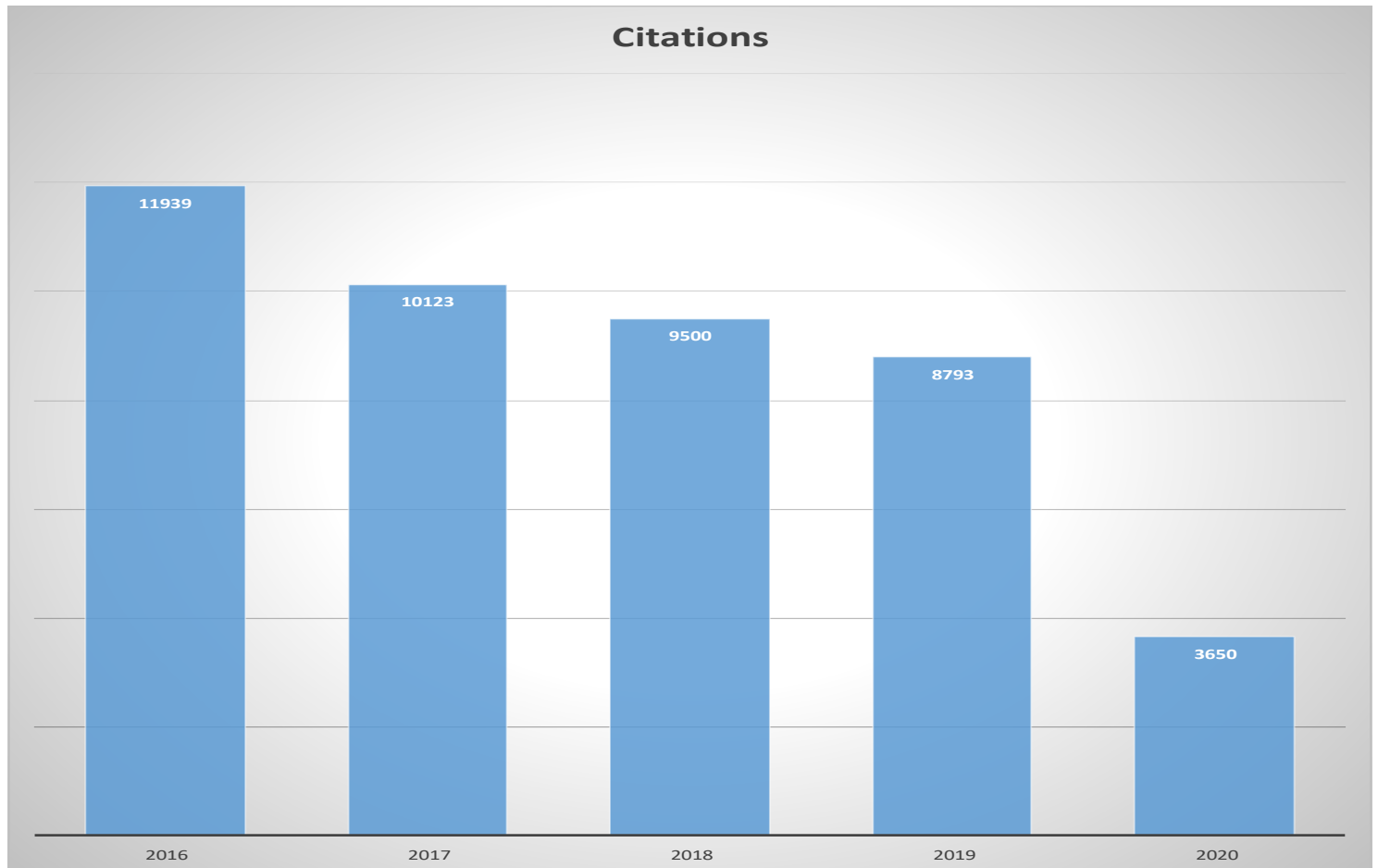


Traffic accidents saw a slight drop off this year.



# Traffic Citations Issued

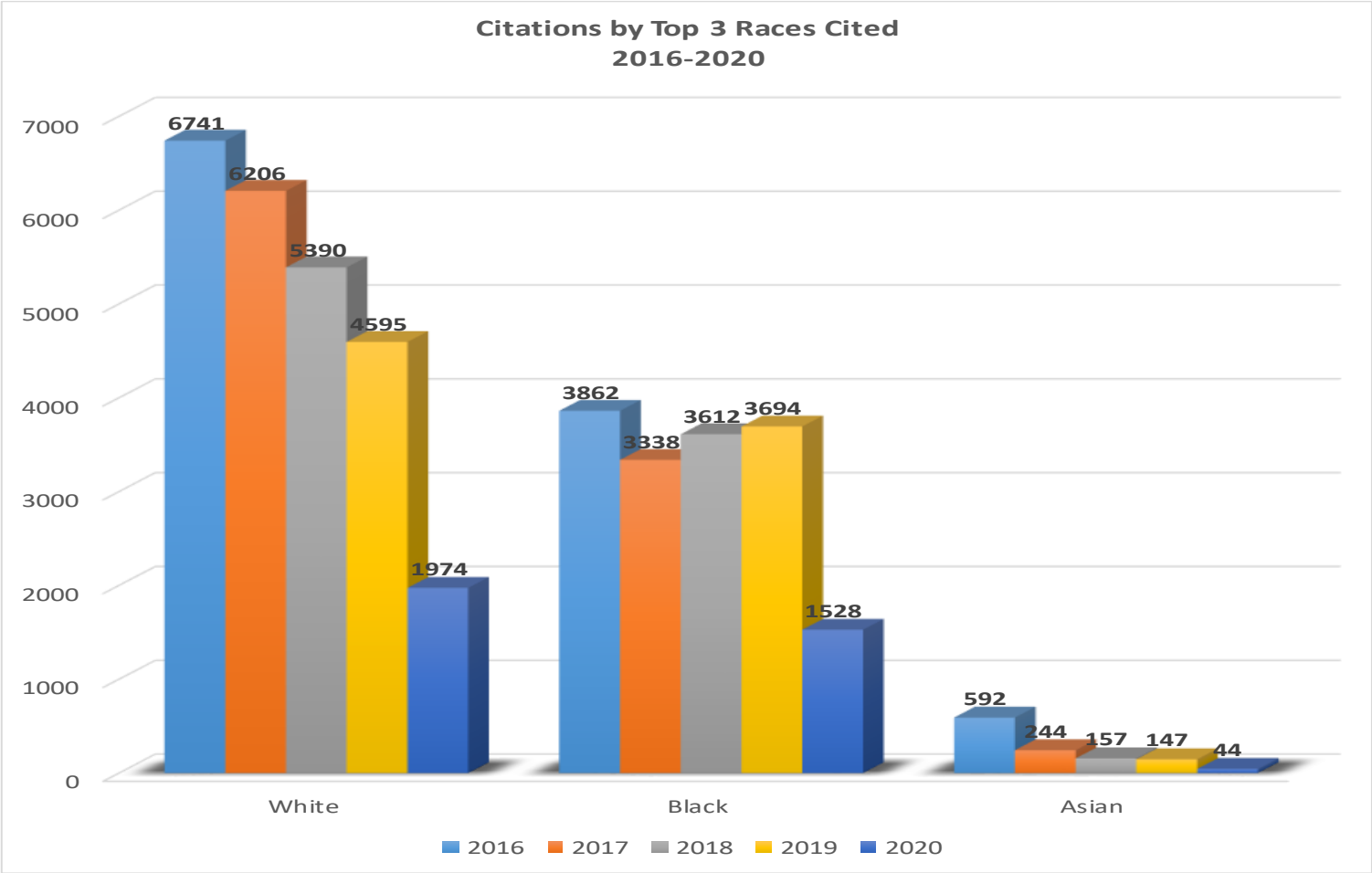
The chart below represents the total number of Moving, Criminal, and Civil Citations issued by the department, grouped by year from 2016-2020.



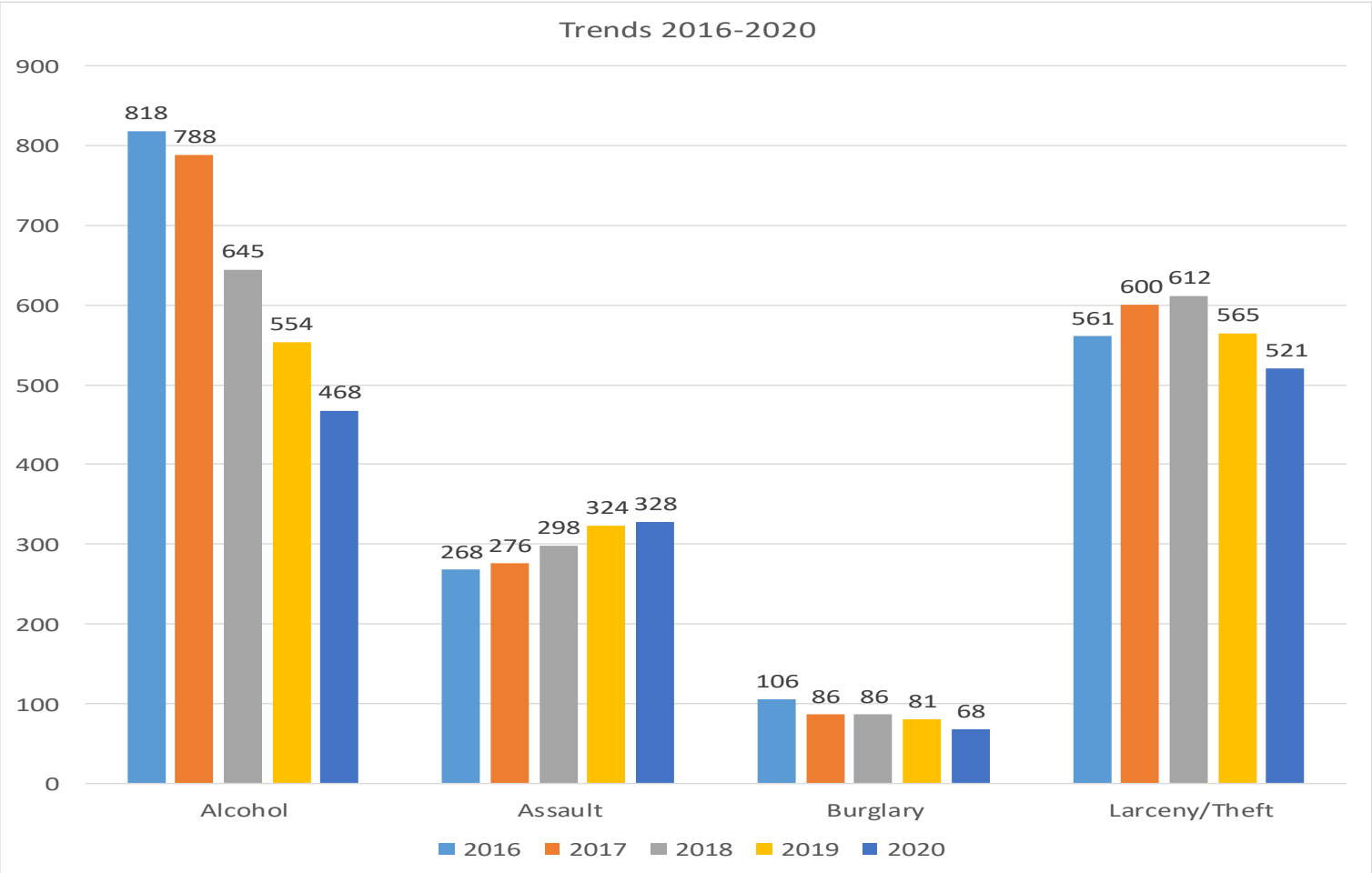
Routine traffic stop at night.



The following table further breaks down the citations issued to the Top 3 race demographics from 2016 -2020.



The table depicts the trend of alcohol, assault, burglary, and larceny related cases from 2016-2020.

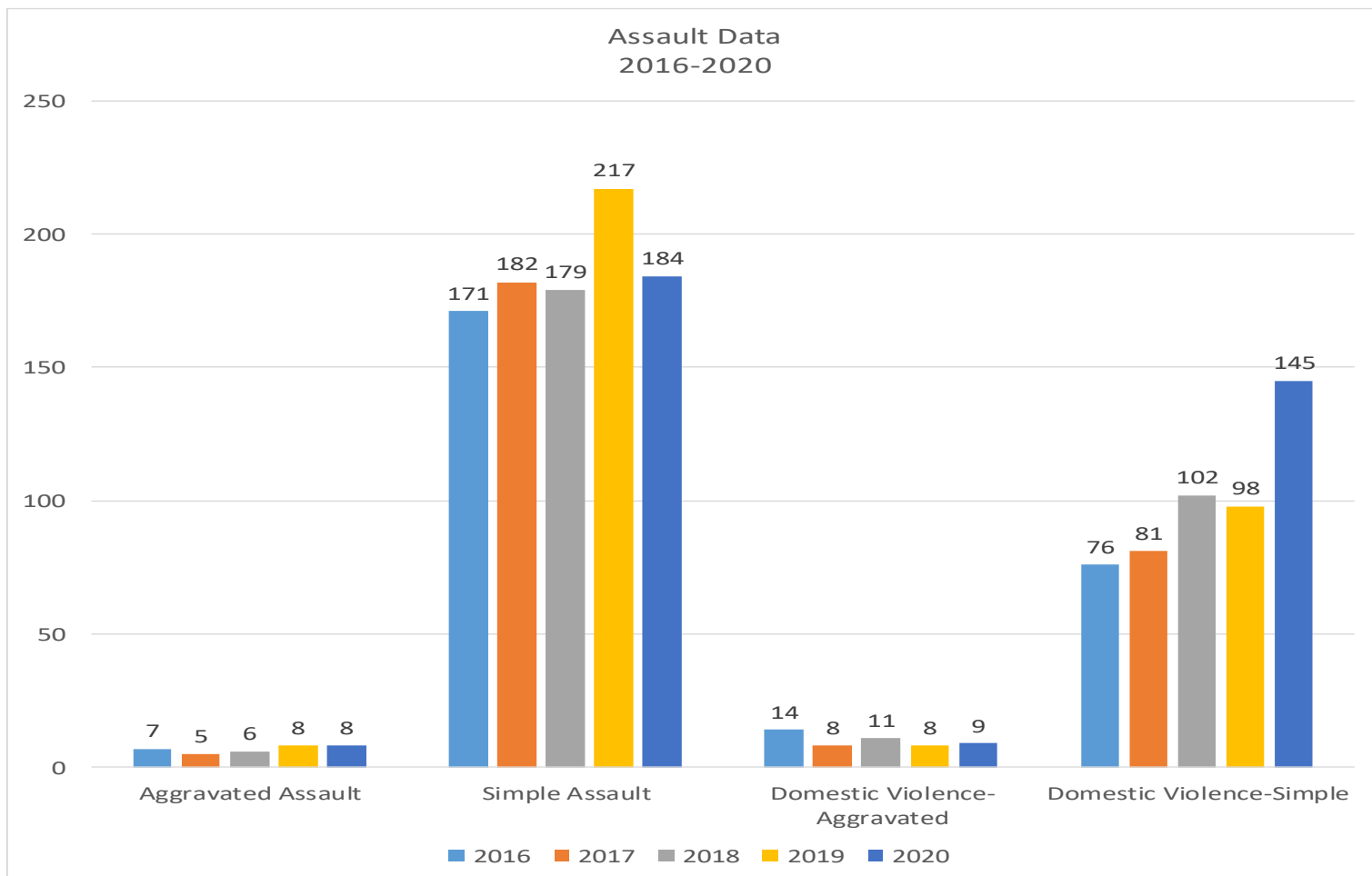


S.W.A.T. team training at the range.  
This unit trains on a monthly basis in order to be prepared at a moment's notice.



# Assault Data

This chart shows the trends from 2016-2020 with regard to assault and domestic violence data. In late 2020, the department put together a Domestic Violence Response Team. This unit consists of officers and civilian employees with specialized training for the subject manner. The team’s goal is to bridge the gap of services between victims and law enforcement to better serve our community.



Members of the Downtown and Mounted Units ready to patrol the Oxford City Square.





# OPD

## in the Community:

- Diamonds in the Rough Mentoring Program
- Sisters-In-Law Mentoring Program
- Exchange Club Monthly Meetings
- Bingo with the Elderly
- Domestic Violence Victim Outreach
- Eggs and Issues
- LEO Breakfast
- Blood Drive
- Taught Scam Avoidance to Elderly at Baptist
- MLK Service
- De-escalation Training to Downtown Workers
- Presentor at Leadership Lafayette
- PSA on Vaping
- PSA on Tourniquets
- Spoke at Eagle Scout Ceremony for Keerthin Karthickeyan
- Worked with AVID on Pack the Patrol Car for the Pantry
- Bottletops for Badges
- Zoom Meetings with TOMB Pastors to Discuss Initiative 65
- Snow Cones at Oxford Pediatric
- Meeting with Ole Miss Athletic Administrators, Coaches, and Student-Athletes to Discuss Social Injustice
- Spoke at Lafayette Schools to Discuss Safety and Role of Police
- OPC, Family Crisis, Community Church, & Coleman's Trunk or Treats
- Drug Take-Back Day
- Zoom Panel on Everyone Loves Lincoln
- Coffee with a Cop at McDonald's
- Sent Patches to Child in AL
- Delivered Backpacks to the Boys and Girls Club
- Delivered Turkeys to Love Pack Families
- Taught Active Shooter Training to Civilians
- Cope Advisory Committee
- Red Kettle Ringers
- Volunteered at Holly Jolly Holidays
- Spoke to 5th Graders about Crime Scene Investigation
- Made Over 300 Masks for Our Community
- The Rotary Club Christmas Store
- The Food Pantry
- Mississippi Homemakers Volunteers
- Little Library Book Donation
- Team Building with Ole Miss Women's Basketball Program
- Troop 45 Food Drive
- Officers Coached Multiple OPC Teams
- Interfaith Compassion Ministries

# Making a Difference



"Off the Beat" is produced monthly for the staff and includes topics most relevant to current events such as mental health.

The Committee for Police Transparency is a group designed to give the Oxford/Lafayette community an unbiased look at the department. The mission statement, goals, and statistical data; as well as crime trends, are discussed at meetings




With the completion of the "ELEVATE" program sponsored by the FBI, OPD now has a Victims' Advocate for the department. This directly ties in with a new unit comprised of officers and the victims' advocate known as the Domestic Violence Response Team. The team follows up with victims of domestic violence to ensure their needs are being met with available community resources.

Commission on Accreditation of Law Enforcement Agencies (CALEA), which is considered the gold standard in public safety. CALEA accreditation is a voluntary process that requires agencies to submit annual reports showing compliance with the programs' standards. Agencies must complete a process which includes an in-depth on-site assessment, community input and a formal hearing before a panel of commissioners.



# Our Mission

"THE MISSION OF THE  
OXFORD POLICE  
DEPARTMENT IS TO SERVE  
OUR COMMUNITY WITH  
WISDOM AND  
COMPASSION AND TO  
CREATE A SAFE AND  
CONNECTED  
COMMUNITY."



Officers Je'Michael  
Handy and Atziri Ortiz  
being sworn in by Judge  
Neilson.